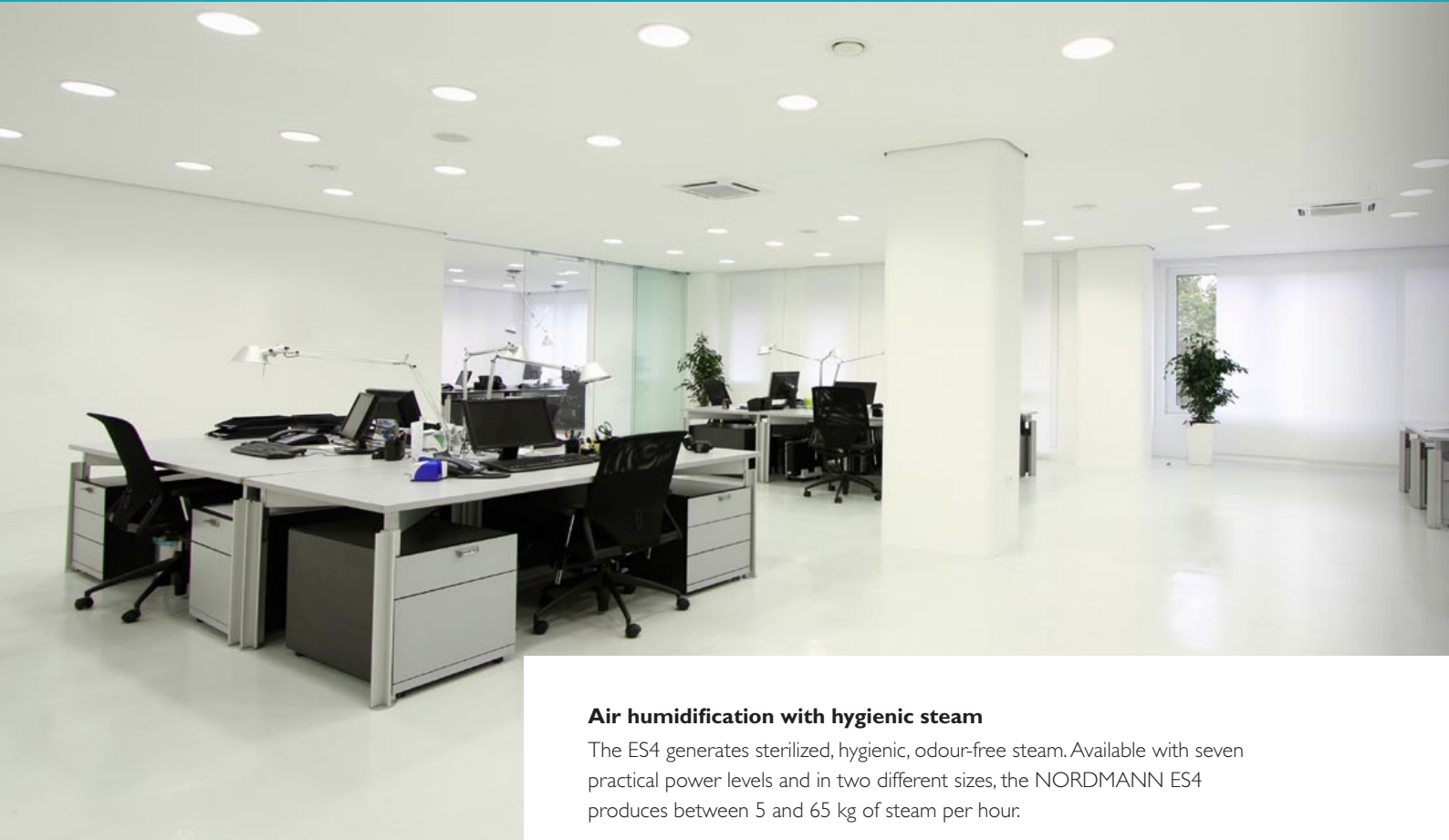


WHEN IT COMES TO
WORK, THERE'S NO
STOPPING IT

NORDMANN

The smart solution:
Economical, robust, efficient





Air humidification with hygienic steam

The ES4 generates sterilized, hygienic, odour-free steam. Available with seven practical power levels and in two different sizes, the NORDMANN ES4 produces between 5 and 65 kg of steam per hour.

NORDMANN ES4


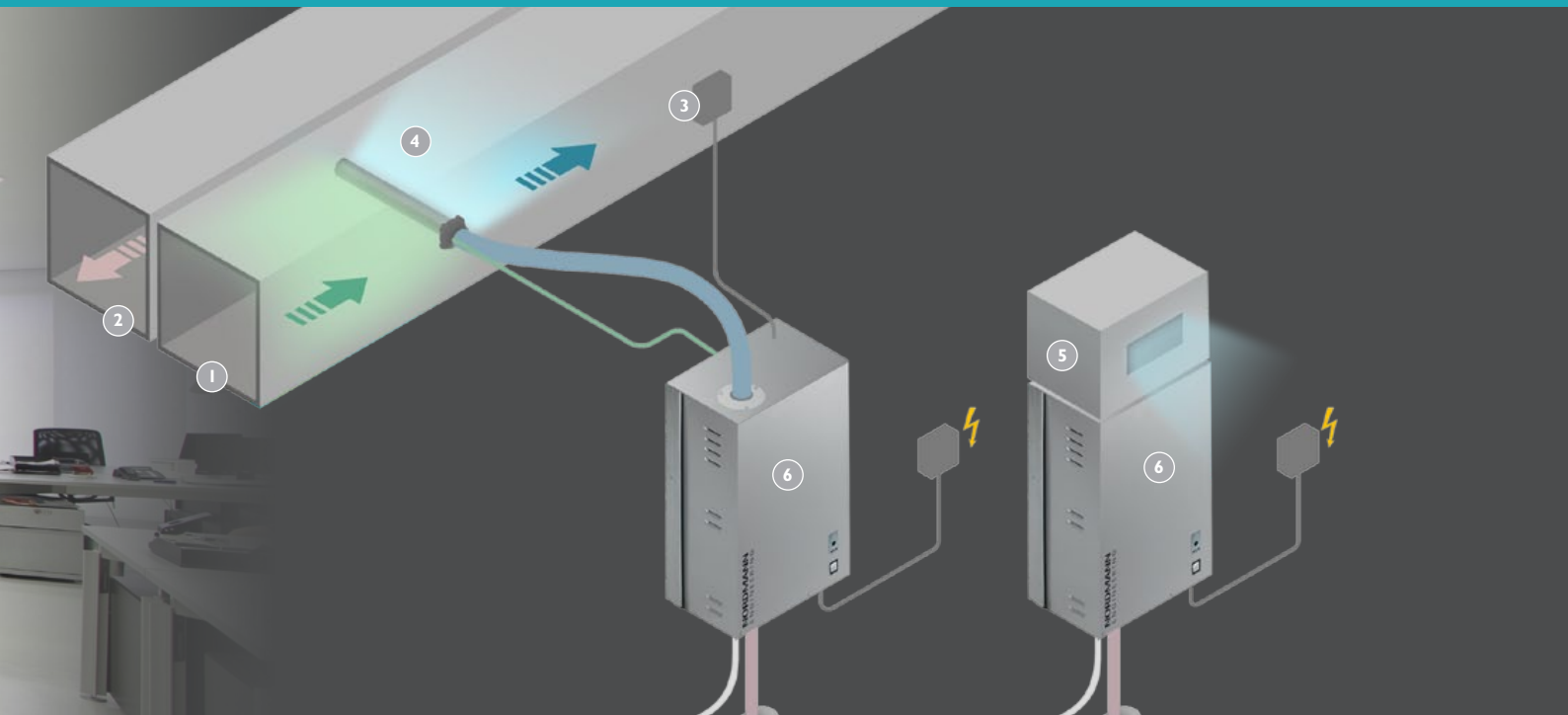


Durable and rugged

The high-quality finish guarantees a long service life. A robust, hot-dip galvanized housing contains NORDMANN's time-tested steam cylinders. All in all, an affordable and highly reliable humidification solution.

Easy to install

The front of the housing is removable, providing convenient access to all components. Installation and servicing work is quick and simple.



- 1 Air intake duct
- 2 Exhaust air duct
- 3 Humidistat
- 4 Steam distributor
- 5 Exhaust fan
- 6 Steam humidifier

The central element in the ES4 air humidifier is the NORDMANN steam cylinder.

The exchange cylinders are designed for use with ordinary tap water. The extra-large, galvanized electrodes have proved their reliability over many years of practical use.


In tandem with the electronically controlled water management system, the steam cylinder adapts perfectly to local water quality. This guarantees safe, reliable operation while reducing water consumption to a minimum. The cylinder can be changed in seconds and downtimes are kept as short as possible.

Optimum steam distribution

For normal requirements NORDMANN supplies stainless-steel steam distributor pipes as standard. Where space is restricted the MultiPipe distribution system, which drastically reduces the distance travelled by the steam, is a practical alternative.



When direct room humidification is required, the NORDMANN Fan4 system is the ideal choice.



- 1 Hot-dip galvanized housing**
- 2 Steam cylinder**
- 3 Control electronics**
- 4 LED showing operating functions**
- 5 Blowdown valve**

Technical data

Steam output	kg/h		5	8	15	23	32	45	65
Capacity range	kg/h		1–5	1.6–8	3–15	4.6–23	6.4–32	9–45	13–65
Nominal power	kW		3.8	6.0	11.3	17.3	24.0	33.8	48.8
Heating voltage*	Volt	400V / 3~ / 50..60 Hz							
Nominal current	Ampere		5.4	8.7	16.3	24.9	34.7	48.8	70.4
Classification	Type		534	834	1534	2364	3264	4564	6564
Heating voltage*	Volt	230V / 3~ / 50..60 Hz							
Nominal current	Ampere		9.4	15.1	28.2	43.3	60.2		
Classification	Type		532	832	1532	2362	3262		
Heating voltage*	Volt	400V / 2~ / 50..60 Hz							
Nominal current	Ampere		9.4	15.1					
Classification	Type		524	824					
Heating voltage*	Volt	230V / 1~ / 50..60 Hz							
Nominal current	Ampere		16.3	26.1					
Classification	Type		522	822					
Dimensions	Width mm		377	377	377	492	492	492	492
	Height mm		612	612	612	670	670	670	670
	Depth mm		279	279	279	351	351	351	351
Net weight	kg		19	19	19	28	28	28	28
Operating weight max.	kg		24	24	30	65	65	65	65
Control voltage	230VAC/1, 50..60 Hz								
Control signal	On/Off (24VDC), 0...10V								
Admissible duct air pressure	-0.8 kPa...1.5 kPa; overpressure kit (option) up to 10.0 kPa								
Water quality	Untreated drinking water with a conductivity of 125...1250 µs/cm								
Type of protection	IP20								
Conformity	CE, VDE, GOST								

* Other voltages available: 380V, 415V, 440V, 460V, 480V, 500V (all 50/60 Hz)